

# Garbage Separation Rules

There are some changes regarding garbage collection from this year.



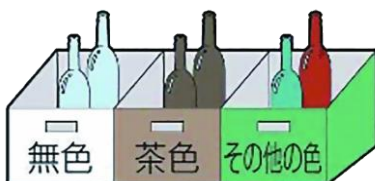
## ① Change in collection days



## ② Change in frequency of collections



## ③ Termination of provision of containers for disposal of glass items



### Table of Contents

- Table of Collection Areas and Days ..... 1
- Changes ..... 3
- Burnable Garbage ..... 4
- Plastic Containers and Packaging ..... 5
- Plastic Bottles ..... 6
- Non-Burnable Garbage ..... 7
- Hazardous Garbage ..... 7
- Glass Bottles and Jars ..... 8
- Cans ..... 8
- Papers and Cloths ..... 9
- Disposing pruned branches/ collection ..... 9
- Large-sized Garbage ..... 10
- Garbage that the City Council Cannot Collect ..... 12
- Garbage from Business / Garbage that can be Brought into the Kunisaki Clean Center ..... 14
- Irregular Garbage / Collection Support / Deceased Domestic Pets ..... 15

Table of Collection Areas and Days

Changes

Burnable Garbage

Plastic Containers and Packaging

Plastic Bottles

Non-Burnable Garbage

Hazardous Garbage

Glass Bottles and Jars

Cans

Papers and Cloths

Disposing pruned branches/ collection

Large-sized Garbage

Garbage that the City Council Cannot Collect

Garbage from Business / Garbage that can be Brought into the Kunisaki Clean Center

Irregular Garbage / Collection Support / Deceased Domestic Pets

# Table of Collection Areas and Days (Garbage and Recycling Calendar)

\* Garbage is collected even if collection day falls on a public holiday  
 \* "1<sup>st</sup>&3<sup>rd</sup> Mon"= first and third Monday of the month  
 \* Collection dates are subject to change during the end of year/New Year period. Details will be announced on the city website.

Collection Areas		Burnable Garbage	Plastic Containers and Packaging	Plastic Bottles	Non-Burnable Garbage / Hazardous Garbage	Glass Bottles and Jars	Cans	Paper and Clothing
Akamatsu	Complete Area	Tue, Fri	Wed	Thu	1st Mon	3rd Mon	4th Wed	1st & 3rd Mon
Chuo-cho	Complete Area	Mon, Thu	Wed	Tue	3rd Fri	1st Fri	1st Wed	1st & 3rd Fri
Daiwa	Complete Area	Mon, Thu	Wed	Fri	4th Tue	2nd Tue	1st Wed	2nd & 4th Wed
Dezaike-cho	Complete Area	Mon, Thu	Wed	Fri	1st Tue	3rd Tue	1st Wed	1st & 3rd Fri
Gezai-cho	Complete Area	Tue, Fri	Wed	Mon	1st Thu	3rd Thu	4th Wed	1st & 3rd Thu
Hagihara	Complete Area	Mon, Thu	Wed	Fri	2nd Tue	4th Tue	2nd Wed	1st & 3rd Fri
Hagiharadai	Complete Area	Mon, Thu	Wed	Tue	4th Fri	2nd Fri	3rd Wed	2nd & 4th Fri
Hanayashiki	Complete Area	Mon, Thu	Wed	Tue	1st Fri	3rd Fri	1st Wed	2nd & 4th Tue
Hanayashikiyamate-cho	Complete Area	Mon, Thu	Wed	Tue	1st Fri	3rd Fri	1st Wed	1st & 3rd Fri
Hidaka-cho	Complete Area	Mon, Thu	Wed	Fri	2nd Tue	4th Tue	2nd Wed	1st & 3rd Fri
Higashikushiro	Complete Area	Tue, Fri	Wed	Mon	2nd Thu	4th Thu	2nd Wed	2nd & 4th Mon
Higashitada	Complete Area	Mon, Thu	Wed	Tue	2nd Fri	4th Fri	2nd Wed	1st & 3rd Tue
Higashiuneno	Complete Area	Mon, Thu	Wed	Fri	3rd Tue	1st Tue	3rd Wed	2nd & 4th Wed
Higashiunenoyamate	Complete Area	Mon, Thu	Wed	Tue	4th Fri	2nd Fri	3rd Wed	2nd & 4th Wed
Hirano	1 chome	Mon, Thu	Wed	Tue	1st Fri	3rd Fri	1st Wed	1st & 3rd Tue
Hirano	2 – 3 chome Aza	Mon, Thu	Wed	Tue	2nd Fri	4th Fri	3rd Wed	1st & 3rd Tue
Hitokura	Complete Area	Tue, Fri	Wed	Thu	4th Mon	2nd Mon	4th Wed	1st & 3rd Thu
Hiuchi	Complete Area	Mon, Thu	Wed	Fri	2nd Tue	4th Tue	2nd Wed	1st & 3rd Fri
Imoo	Complete Area	Tue, Fri	Wed	Mon	2nd Thu	4th Thu	2nd Wed	1st & 3rd Mon
Ishimichi	Complete Area	Tue, Fri	Wed	Mon	2nd Thu	4th Thu	2nd Wed	1st & 3rd Mon
Kamo	1 – 5 chome	Tue, Fri	Wed	Thu	3rd Mon	1st Mon	3rd Wed	2nd & 4th Thu
Kamo	6 chome	Tue, Fri	Wed	Mon	3rd Thu	1st Thu	3rd Wed	2nd & 4th Thu
Kasumigaoka	Complete Area	Mon, Thu	Wed	Fri	2nd Tue	4th Tue	2nd Wed	1st & 3rd Fri
Keyakizaka	Complete Area	Tue, Fri	Wed	Mon	1st Thu	3rd Thu	4th Wed	1st & 3rd Mon
Kinshodai	Complete Area	Tue, Fri	Wed	Mon	4th Thu	2nd Thu	4th Wed	1st & 3rd Wed
Kinunobe-cho	Complete Area	Mon, Thu	Wed	Fri	1st Tue	3rd Tue	1st Wed	1st & 3rd Fri
Koyodai	Complete Area	Mon, Thu	Wed	Fri	3rd Tue	1st Tue	3rd Wed	1st & 3rd Tue
Kunisaki	Complete Area	Tue, Fri	Wed	Mon	1st Thu	3rd Thu	4th Wed	1st & 3rd Thu
Kurokawa	Complete Area	Tue, Fri	Wed	Mon	1st Thu	3rd Thu	4th Wed	1st & 3rd Thu
Kushiro	1 · 2 · 6 chome	Tue, Fri	Wed	Mon	2nd Thu	4th Thu	2nd Wed	2nd & 4th Mon
Kushiro	3 · 4 · 5 chome	Tue, Fri	Wed	Thu	4th Mon	2nd Mon	4th Wed	2nd & 4th Mon
Manganji-cho	Complete Area	Mon, Thu	Wed	Tue	1st Fri	3rd Fri	1st Wed	1st & 3rd Fri
Marunouchi-cho	Complete Area	Mon, Thu	Wed	Fri	1st Tue	3rd Tue	1st Wed	1st & 3rd Fri
Maruyamadai	Complete Area	Tue, Fri	Wed	Thu	2nd Mon	4th Mon	2nd Wed	1st & 3rd Thu
Matsugaoka-cho	Complete Area	Mon, Thu	Wed	Fri	2nd Tue	4th Tue	2nd Wed	1st & 3rd Fri
Midoridai	Complete Area	Tue, Fri	Wed	Thu	2nd Mon	4th Mon	2nd Wed	1st & 3rd Wed

Collection Areas		Burnable Garbage	Plastic Containers and Packaging	Plastic Bottles	Non-Burnable Garbage / Hazardous Garbage	Glass Bottles and jars	Cans	Papers and cloths
Midorigaoka	Complete Area	Tue, Fri	Wed	Mon	1st Thu	3rd Thu	4th Wed	1st & 3rd Thu
Minamihanayashiki	Complete Area	Tue, Fri	Wed	Mon	4th Thu	2nd Thu	4th Wed	2nd & 4th Thu
Minaminosaka	Complete Area	Mon, Thu	Wed	Fri	2nd Tue	4th Tue	2nd Wed	2nd & 4th Fri
Mino	Complete Area	Mon, Thu	Wed	Fri	4th Tue	2nd Tue	1st Wed	2nd & 4th Wed
Misono-cho	Complete Area	Mon, Thu	Wed	Tue	3rd Fri	1st Fri	1st Wed	1st & 3rd Fri
Miyamadai	Complete Area	Tue, Fri	Wed	Thu	2nd Mon	4th Mon	2nd Wed	1st & 3rd Thu
Mushiu	Complete Area	Tue, Fri	Wed	Mon	2nd Thu	4th Thu	2nd Wed	1st & 3rd Mon
Nagao-cho	Complete Area	Mon, Thu	Wed	Tue	2nd Fri	4th Fri	3rd Wed	2nd & 4th Wed
Nishiuneno	Complete Area	Tue, Fri	Wed	Thu	2nd Mon	4th Mon	2nd Wed	1st & 3rd Thu
Nishitada	Aza	Tue, Fri	Wed	Mon	4th Thu	2nd Thu	4th Wed	1st & 3rd Wed
Nishitada	1・2 chome	Tue, Fri	Wed	Mon	3rd Thu	1st Thu	2nd Wed	1st & 3rd Wed
Obana	1 chome	Mon, Thu	Wed	Tue	3rd Fri	1st Fri	1st Wed	2nd & 4th Tue
Obana	2 chome	Mon, Thu	Wed	Fri	1st Tue	3rd Tue	1st Wed	2nd & 4th Tue
Obe	1・3 chome	Mon, Thu	Wed	Tue	3rd Fri	1st Fri	1st Wed	2nd & 4th Tue
Obe	2 chome	Mon, Thu	Wed	Fri	1st Tue	3rd Tue	1st Wed	2nd & 4th Tue
Sakaemachi	Complete Area	Mon, Thu	Wed	Tue	3rd Fri	1st Fri	1st Wed	2nd & 4th Tue
Sakane	Complete Area	Tue, Fri	Wed	Mon	3rd Thu	1st Thu	3rd Wed	2nd & 4th Mon
Sasabe	Complete Area	Tue, Fri	Wed	Mon	1st Thu	3rd Thu	4th Wed	1st & 3rd Thu
Seiryudai	Complete Area	Mon, Thu	Wed	Fri	3rd Tue	1st Tue	3rd Wed	1st & 3rd Tue
Seiwadai	Complete Area	Tue, Fri	Wed	Thu	1st Mon	3rd Mon	4th Wed	1st & 3rd Mon
Shinden	Complete Area	Tue, Fri	Wed	Mon	1st Thu	3rd Thu	4th Wed	1st & 3rd Wed
Shitakamo	1 chome	Tue, Fri	Wed	Mon	2nd Thu	4th Thu	2nd Wed	2nd & 4th Mon
Shitakamo	2 chome	Tue, Fri	Wed	Mon	3rd Thu	1st Thu	3rd Wed	2nd & 4th Mon
Suimeidai	Complete Area	Mon, Thu	Wed	Fri	3rd Tue	1st Tue	3rd Wed	1st & 3rd Tue
Tadain	Complete Area	Tue, Fri	Wed	Mon	2nd Thu	4th Thu	2nd Wed	1st & 3rd Wed
Tadainnishi	Complete Area	Tue, Fri	Wed	Mon	2nd Thu	4th Thu	2nd Wed	1st & 3rd Wed
Tadaintadadokoro-cho	Complete Area	Tue, Fri	Wed	Mon	2nd Thu	4th Thu	2nd Wed	1st & 3rd Wed
Tadasakuragi	Complete Area	Mon, Thu	Wed	Tue	3rd Fri	1st Fri	1st Wed	1st & 3rd Tue
Takiyama-cho	Complete Area	Mon, Thu	Wed	Fri	1st Tue	3rd Tue	1st Wed	1st & 3rd Fri
Terahata	Complete Area	Tue, Fri	Wed	Mon	3rd Thu	1st Thu	3rd Wed	2nd & 4th Thu
Tsutsumigataki	Complete Area	Mon, Thu	Wed	Tue	4th Fri	2nd Fri	3rd Wed	2nd & 4th Fri
Uguisudai	Complete Area	Mon, Thu	Wed	Tue	4th Fri	2nd Fri	3rd Wed	2nd & 4th Fri
Uguisugaoka	Complete Area	Mon, Thu	Wed	Tue	2nd Fri	4th Fri	2nd Wed	2nd & 4th Fri
Uguisunomori-cho	Complete Area	Mon, Thu	Wed	Fri	1st Tue	3rd Tue	1st Wed	1st & 3rd Fri
Yamahara	Complete Area	Tue, Fri	Wed	Mon	1st Thu	3rd Thu	4th Wed	1st & 3rd Thu
Yamashita-cho	Complete Area	Tue, Fri	Wed	Mon	1st Thu	3rd Thu	4th Wed	1st & 3rd Thu
Yanagidani	Complete Area	Tue, Fri	Wed	Mon	2nd Thu	4th Thu	2nd Wed	1st & 3rd Mon
Yato	Complete Area	Tue, Fri	Wed	Thu	4th Mon	2nd Mon	4th Wed	1st & 3rd Wed
Yatohigashimachi	Complete Area	Tue, Fri	Wed	Thu	4th Mon	2nd Mon	4th Wed	1st & 3rd Wed
Yuyamadai	Complete Area	Mon, Thu	Wed	Tue	4th Fri	2nd Fri	3rd Wed	2nd & 4th Fri
Wakamiya	Complete Area	Tue, Fri	Wed	Mon	2nd Thu	4th Thu	2nd Wed	1st & 3rd Mon

## 3 Main Changes Noted Below

### ① Change in Collection Days and Times

Collection times and days will change in some areas to achieve more efficient garbage collection.



Improvements these changes will bring!

- Collection of "burnable garbage" will be changed to the morning to improve efficiency and to reduce nuisances from birds/animals.
- Avoid overflow of garbage due to the bulky nature of PET bottles and plastic containers, and eliminate garbage not being picked up due to it being mixed with other garbage.

### ② Changes to collection of glass bottles and jars, cans, non-burnable and hazardous garbage

From 2022

Glass bottles and jars, cans, non-burnable and hazardous garbage  
Items that do not go bad / omit an odor

Collection once/month

Burnable garbage, PET bottles  
Plastic packaging, paper and clothing

No change

### ③ Termination of provision of containers for disposal of glass items

2022 FY



**Separate according to color and dispose in a semi-transparent plastic bag. You may also dispose of glass items in the containers managed by your garbage station (no plastic bag).**

Containers or a substitute for the container will be given cooperating garbage stations.

Each garbage station will be responsible for the container.

Improvement to be achieved:

Reduction in operating costs

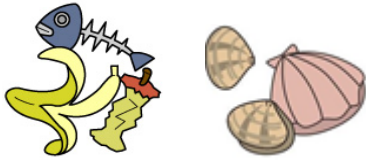
# Burnable Garbage

Two times a week

(       ) & (       )

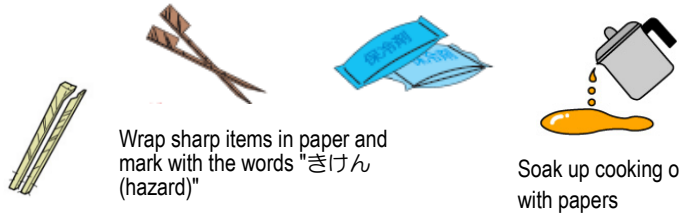
Garbage of its size less than 40cm,  
Burnable Garbage

## Examples



Drain excess water from kitchen scraps

### Kitchen garbage



Wrap sharp items in paper and mark with the words "きけん (hazard)"

Soak up cooking oil with papers

### Disposable chopsticks, bamboo sticks, refrigerants, etc.

Desiccants, disposable pocket warmers, aluminum foil, etc.



### Plastic products (Except for those categorized as plastic containers and packaging)


Items without ♻️ symbol, Tupperware, CDs, CD cases, etc.



### Plastic containers and packaging which are still not clean after rinsing

Containers and cups which are not clean after rinsing

→ Please refer to page 5 for recyclable plastic containers and packaging (Items with ♻️ symbol)



### Non-recyclable papers and cloths

Cartons containing aluminum, waterproof papers, photos, bonded postcards, papers with dirt, torn clothes and clothes with dirt

→ Please refer to page 9 for recyclable papers and cloths

### Vinyl and rubber

### Leather products

Items with metal attached should be disposed as non-burnable garbage.

### Disposable diapers

Remove feces from paper diapers and flush it into the toilet

Including cases

### Videotapes, cassette tapes

Dispose these items as burnable garbage as tapes may jam the disposal machines

### Teddy bears and plastic toys

Items exceeding 40cm on any one side should be disposed of as large-sized garbage

Thoroughly dry before disposal

### Fallen leaves, grass, tree branches

Less than 40cm on all sides  
Less than 5cm in diameter  
Branches may be bundled up to 30cm in diameter



\* Unclean items should be disposed as burnable garbage

# Plastic Containers and Packaging

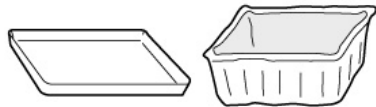
Once a week  
**Wed**



Items with this mark

These containers and packaging are not reusable after the contents have been consumed.

## Examples



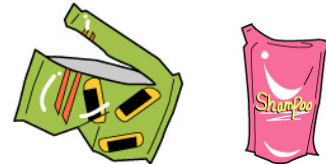
### Trays

Food trays, compartment trays, etc.



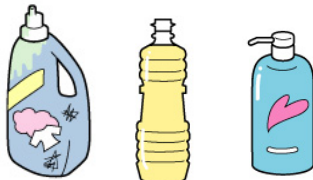
### Containers

Containers of eggs, fruits, bento (set lunch), etc.



### Bags

Bags of snacks, food, etc.



### Bottles

Shampoo bottles, detergent containers, etc.

Cannot be collected if content there is still product in the container.



### Lids

Lids of plastic bottles, glass bottles, etc.  
Pet bottle labels

### Plastic wrap

Plastic wrap of food, etc.

### Nets

Nets of vegetables, fruits, etc.

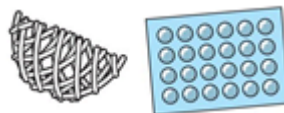
### Tubes

Tubes of toothpaste, wasabi, etc.



### Foam polystyrene

Foam polystyrene containers and packaging of electrical appliances, fresh food, etc.  
(over 40cm accepted)



### Packing material

Material such as bubble wrap etc.

## Disposal Methods

- Empty the contents and rinse the inside of the containers
- items that remain cannot be cleaned by rinsing should be disposed as burnable garbage
- Do not need to remove price tags, if unable to do so

## Key Point



Plastic items without this mark should be disposed as burnable garbage or large-sized garbage.



Less than 40cm in size → Burnable garbage  
40cm or more in size → Large-sized garbage

[Examples] Wash bowl, Tupperware → Burnable garbage  
Clothes storage boxes, planters → Large-sized garbage

# Plastic Bottles

Once a week



Bottles with this mark

## Examples

Drink bottles

**Bottles of soy sauce and sake**


Soy sauce products (seasoned soy sauce), etc.

Bottles of vinegar

**Seasonings**

*Mirin, etc.*

## Disposal Methods



Remove caps

\* There is no need to remove the plastic rings remaining on bottles

Remove labels

Rinse the inside of bottles

Crush them to reduce the volume



Dispose caps and labels as "plastic containers and packaging"

## How to use the special nets for PET bottle collection

Free rental nets are provided in Kawanishi City for efficient collects of PET bottles. Remove labels and caps, and crush PET bottles before placing them in the net. (no plastic bag needed)

## Disposal methods of plastic containers and packaging Q&A

**Q** How thoroughly should I clean plastic containers and packaging before disposing of them?

**A.** Empty the contents and rinse the inside of the containers.

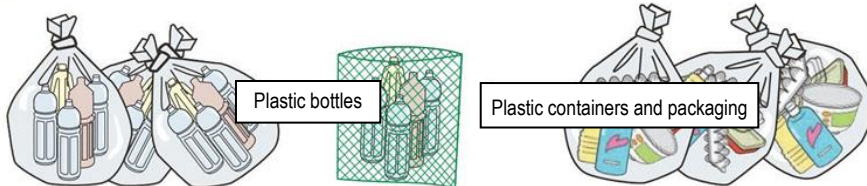
**Q** What should I do with those which are still not clean after rinsing?

**A.** Dispose them as burnable garbage.

PET bottles and plastic packaging cannot be collected together.

### Key Point

There are separate recycling routes for these items, so please do not dispose of them together.



Plastic bottles

Plastic containers and packaging

### Key Point



### Burnable Garbage

If product remains or the item is not clean it cannot be recycled.

# Non-burnable Garbage

Once a month


( ) week ( )

Less than 40cm in size, Non-burnable garbage

## Examples



Empty the contents and soak them in water



Wrap them in newspaper with the word "きげん (hazard)" written on it



Empty the contents

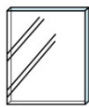


## Metals and products containing metals

Lighters, toys containing metals, pots, metal & paint cans, glass bottle caps etc.

## Small electrical appliances

Dispose cylindrical batteries as hazardous garbage



(up to 40cm on all sides)



## Glass products

Light bulbs, mirrors, glass tableware, glass cups, broken glass etc.

Dispose fluorescent light tubes as hazardous garbage



Remove dirt

## Ceramics

## Key Point

- Wrap broken products with sharp edges in paper or bags with the word "われもの(Broken)" written on it
- Write "Contains Metal/金属付" on items where metal pieces are not obvious.

Return used cell phones to the stores



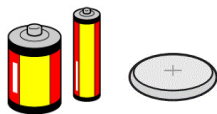
# Hazardous Garbage

Once a month

( ) week ( )

Three types specified below

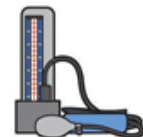
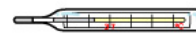
\* Do not mix in with non-burnable garbage



## Cylindrical batteries / coin cell batteries



**Fluorescent light tubes**  
Including fluorescent bulbs



## Mercury thermometers / mercury manometer

## Key Point

- Return fluorescent light tubes and mercury thermometers into their original containers when disposing them to avoid breakage.
- Wrap broken products with sharp edges in papers or bags with the word "われもの(Broken)" written on it.

## How to dispose of hazardous garbage Q&A

**Q** Are fluorescent lights over 40cm on any side large-sized garbage?

**A.** No, treat them as hazardous garbage. LEDs over 40cm should be large-sized garbage.

**Q** What days are small chargeable batteries, button batteries, and electronic bicycle batteries collected?

**A.** Kawanishi City does not collect these items. Inquire at stores selling these items.



# Glass Bottles and Jars

Once a month ( ) week ( )

## Examples

Drink glass bottles

Glass bottles or jars of food, seasonings, cooking oil

Glass bottles or jars of medicine

Glass bottles or jars of cosmetics

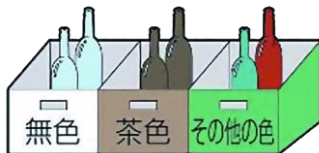
## Disposal Methods



- Remove lids
- Empty the contents and rinse the inside of bottles
- Do not need to remove labels or pourers, if unable to do so

1. Transparent glass bottles and jars
2. Brown glass bottles and jars
3. Other colored glass bottles and jars

Sort them according to their colors and place them into color-coded collection containers (separate by color when using bags also)



Transparent, brown, other

## Key Point

- Any item that is not specified above must be disposed of as non-burnable garbage.
- Dispose broken products as non-burnable garbage.
- Lids (metal) → Non-burnable garbage
- Lids (plastic) → Plastic containers and packaging
- White glass → non-burnable garbage



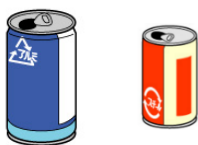
Return bottles of beer and sake to the stores!



# Cans

Once a month ( ) week ( )

## Examples



Drink cans



Food cans

Cans of seaweed, tea, food, etc.  
(40cm+ accepted)

There is no need to pierce holes



Spray cans, gas cylinders

Cans of insecticide and hair styling products, etc.

Use up completely before disposing

## Disposal Methods

- Empty the contents and rinse the inside of cans

## Key point

- Any item that is not specified above must be disposed of as non-burnable garbage [Examples] Paint cans, metal cans
- Pot for udon hot pot, glass bottle cap (metal) to be disposed of as non-burnable garbage.

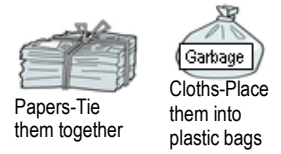


# Papers and Cloths

If it rains, take it out on the next collection day

Two times a month

( ) & ( ) week ( )

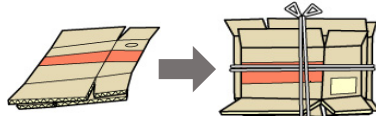


## Examples



### Newspapers

Including circulars



### Cardboard boxes

Remove foam polystyrene attached to cardboard boxes and dispose it as plastic containers and packaging

## Clothing (Dispose in transparent plastic bags)



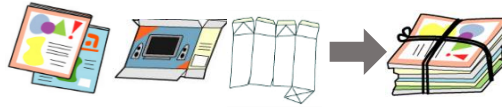
We recycle them as second-hand clothes

### Clothes



### Processed paper shavings and cartons etc.

Paper backing for shredder garbage



Return milk cartons to store collection point if possible

### Magazines

Books, cartons, wrapping papers, paper boxes, etc.



### Towels, sheets, curtains, etc.

## Key Point

- Dispose non-recyclable papers and clothing (cushions and blankets under 40cm) can be disposed as burnable garbage (refer to page 5)
- Quilts etc. with cotton padding etc. cannot be recycled and will not be collected on the Paper and Clothing collection day.

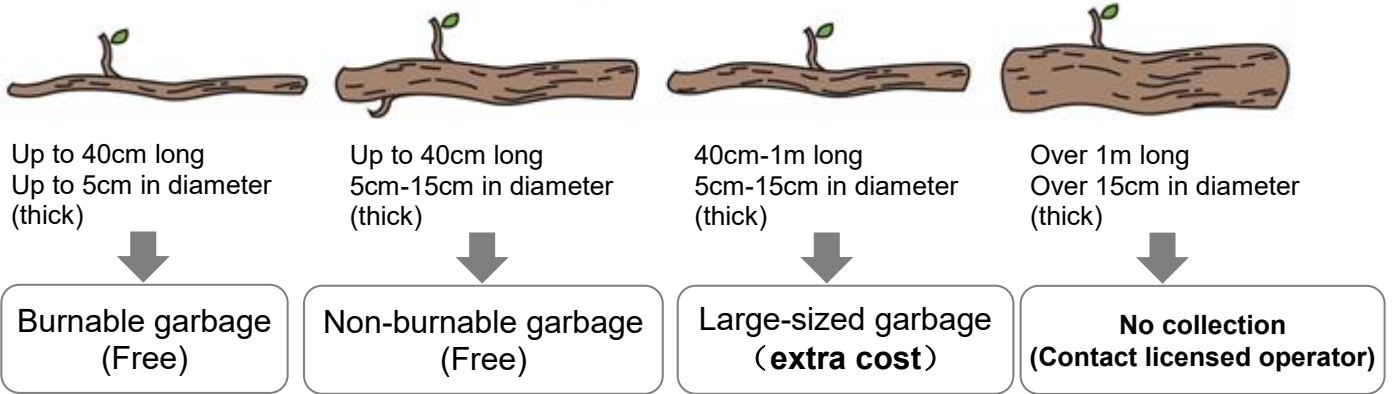
Please support group collection in your area!

Please support group collection organized by your local community association.

# How to dispose of Pruned Branches

Some plants and pruned branches cannot be processed, or their collection dates vary depending on length and diameter (thickness).

The categories are as follows for disposing pruned branches. Abide by the following categories and collection days. Ensure bundles do not exceed a diameter of 30 cm.



Use as soil fertilizer instead of disposing as garbage!

## Woodchipper for rental!

A woodchipper makes it possible to turn branches from households to chips. Kawanishi City offers use of this machine for free. Advance reservation by telephone is required. Staff will bring the machine and explain how to use it.

\* Can be used for branches with diameter up to 3.5cm. \*Maximum rental period up to approx. 4 days.

# Large-sized Garbage

Advance reservation/charged collection:  
Mon-Fri (Including Public Holidays)

Over 40cm (Burnable / Non-burnable Garbage)

## Charges for eligible large-sized garbage

Furniture, bicycles, electronics etc. over 40cm are charged per total size.

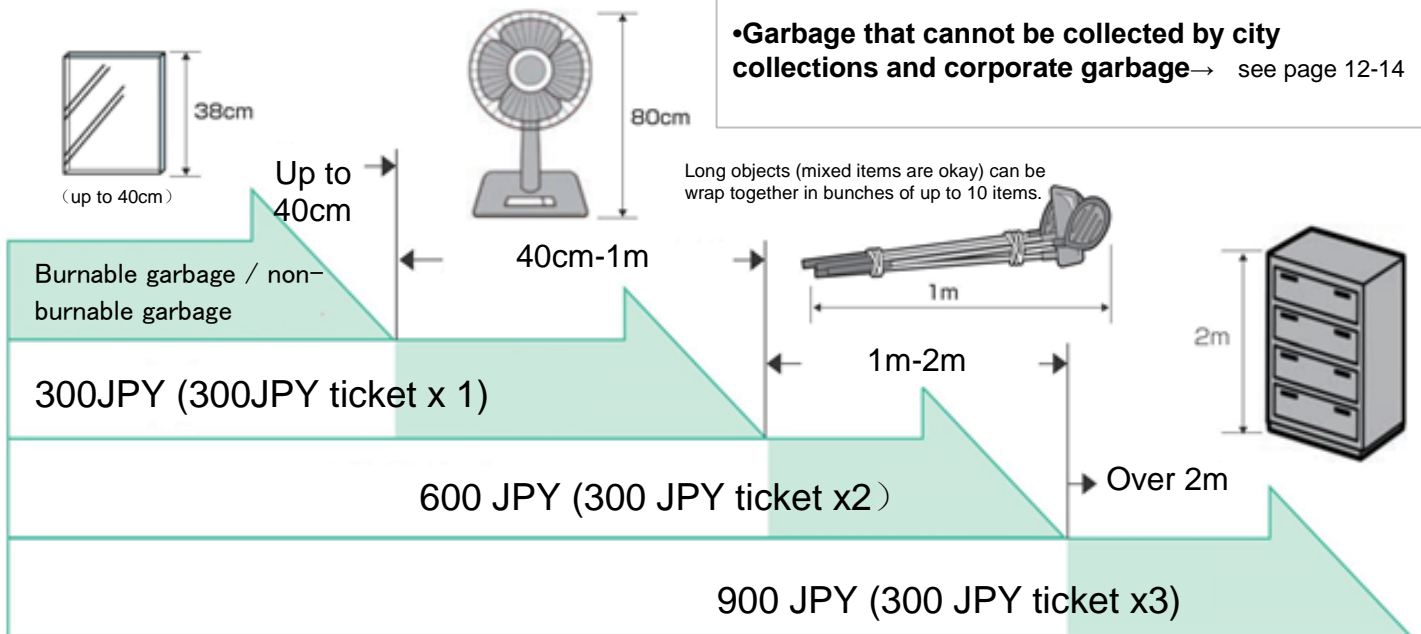
Total size = Longest side of length, width, height

### Cost

40cm-1.0m 300 JPY (300 JPY ticketx1)  
1.0m-2.0m 600 JPY (300 JPY ticketx2)  
Over 2.0m 900 JPY (300 JPY ticketx3)

### Do not dispose of the following

- **Electrical appliances for recycling (air-conditioners, TVs, washing machines, dryers, refrigerators, freezers)**→ see page 12
- **Recyclable pcs**→see page 12
- **Garbage that cannot be collected by city collections and corporate garbage**→ see page 12-14



### Example

Folded bedding measuring 60cm 1 item → 300 JPY (ticket x1)  
100cm seat → 600 JPY (ticket x2) 200cm bed → 900 JPY (ticket x3)

# From reservation to collection

## 1. Reservation

Reservations accepted up to one month in advance.

**Changes/cancellation possible up to 3 days in advance**

Reservations made outside business hours will be accepted the next day. End of year/New Year operations to be announce in city newsletter.

Items required for reservation (Reservations by fax to include the following)

① Name ② Address ③ Phone number (daytime) ④ Day of collection (including Monday to Friday and holidays) ⑤ Disposal location: Since collectors cannot enter the building, a location outside the building where a 2-ton dump vehicle can stop. ⑥ All items of garbage (include longest part and diameter) ⑦ Number of items to be collected (up to 10 items per reservation)

### ① By telephone

☎072-764-5379



Hours: Mon-Fri (Inc. Pub. Hols)  
08:30-16:00

### ② Online

<https://s-kantan.com/oogata-kawanishi-u/>

Use the code on the right or follow the link above.



### ③ By fax

FAX: 072-764-5399



Reservations made online or by fax are not complete until contact confirming acceptance is sent. Send in sufficient time.

## 2. Reservation number



We will confirm the reception details and inform you of the reservation number to be entered on the processing ticket (sticker) and the required number of sheets.

\* In the case of fax or online reservations, it may take several days to confirm.

## 3. Purchasing ticket



Please purchase the ticket (sticker) at a store (location) designated by Kawanishi City such as a supermarket, convenience store, or administrative center.

(Please contact the Beautification Promotion Division for dealers (locations). \* Also available on Kawanishi City website.)



## 4. Putting out garbage on collection day

(1) Write the reservation number and collection date on the ticket (sticker) and attach it directly to the garbage.

(2) Place the garbage at the designated place by 8:30 am on the day of collection. \* Please keep the mount (copy) of the processing ticket until the collection is completed.



## 5. Collection

Collection time depends on reservation status of the day and collection time cannot be guaranteed.

Regardless, collection will surely be made within the day reserved. In-person hand-over not required.

### Use in times such as...

\* For large amounts of garbage in times of moving house etc., dispose as irregular garbage (P.15)

\* You can also bring it directly to the Kunisaki Clean Center. Please refer to P. 14 for details.

\* If it is difficult to remove garbage from your home, the Kawanishi City Silver Human Resources Center will assist (charged). TEL 072-758-6234

# Garbage that the City Council Cannot Collect

Includes items that are difficult to dispose of, dangerous items, hazardous items and items which must be recycled by law

## Main Items



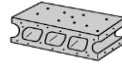
Batteries



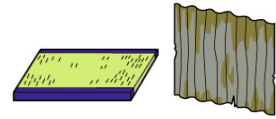
Car parts, tires



Sand, soil, stones (stones for Japanese pickles,



Blocks, cement,



Tatami mats), fittings (e.g., sliding doors),

(Note) Building waste such as exterior wall materials (wooden boards, gypsum boards, etc.), roofing materials (steel plates, slate, etc.), fittings (doors, brans, sashes, glass doors), main tatami mats, toilet bowls, bathtubs, etc. Refers to kitchens (including built-in dishwashers, etc.), washstands, boiler equipment, floor heating, and dismantled buildings.

## Disposal Methods

- Ask the stores for collection (Charges may apply)
- Ask the disposers approved by the city council for collection (Charges apply)  
Contact Kawanishi City website or Beautification Promotion Division.

Licensed Operators



## Household PCs

### Disposal Methods

#### ● Contact the manufacturers directly for collection

You can bring them to a post office (excl. min. service post offices) or request for a pickup service after making a payment for the recycling fee.

#### ● Apply to a small household appliance collection company

For details, check the website of Renet Japan Recycle Co., Ltd., a small household appliance collection company with which Kawanishi City has signed an agreement.

### Key Point

For PCs with this recycling symbol, you do not need to pay a recycling fee when disposing of it. Recycling fees have already been included in the sales price.

- For home-built PCs and PCs of which manufactures are no longer in operation, contact PC3R Promotion Center on 03-5282-7685.



## Electrical appliances for recycling



TVs (CRT, LCD, PDP), refrigerators, washing machines, dryers, air conditioners, computers

### Disposal Methods

- Ask the stores where you purchase, or from which you intend to purchase, about their collection terms. You may be charged a recycling and collection fee.
- If the store you purchased is far away (due to having moved homes etc.) or is closed/ you do not know where you purchased it, please ask "Kawanishi City Home Appliances 4 Item Collection Cooperation Store".

### Fees which you will need to pay for disposal

Recycling fee (excluding consumption tax) + Collection fee

Charges vary depending on the item and manufacturer. Check the website of the Home Appliance Recycling Ticket Center for recycling fees. >> <https://www.rkc.aeha.or.jp>





# Items to be collected at retail stores or by manufacturers

## Items to be collected at retail stores or by manufacturers

Coin battery,  
NiCd battery,  
Lithium ion battery  
Etc.

Please put it in a collection box at electronics store etc.  
Please check the collection cooperation stores from the JBRC website.



Button-cell battery



NiCd battery



Nickel metal  
hydride battery



Lithium ion  
battery



Small sealed  
lead acid battery



Fire extinguisher

Please contact your dealer, manufacturer, or Fire Extinguisher  
Recycling Promotion Center.

☎03-5829-6773



Bikes  
Motorcycles

Please contact your dealer or manufacturer, or motorcycle recycling  
call center (parts, supplies, etc. are not covered) ☎050-3000-0727



Batteries

Please contact your dealer or manufacturer.

**Accidentally disposed mobile or  
lithium-ion batteries can cause  
fires!**



# Garbage from Businesses

Business-related waste not only comes from profit-based businesses such as companies, factories, offices, etc., but also business activities, including those that provide a wide range of public services such as hospitals, schools, and public offices. Waste accompanies all these operations. Garbage generated by business activities cannot be disposed of at garbage stations. Disposal to the garbage station is punishable by law as improper disposal.

## Disposal Methods

### 【Business-related general waste】

- Ask the disposers approved by the city council for collection (Charges apply)  
Contact Kawanishi City website or the Beautification Promotion Division.
- Bring garbage into Kunisaki Clean Center directly (Charges apply, Reservation required)  
Kunisaki Clean Center Phone: 744-7280

### 【Industrial waste】

- Inquire about the licensed contractor to the Environment Division, Prefectural Exchange Office, Hanshin Kita Prefectural Citizens Bureau. TEL 0797-83-3146

## Garbage accepted at Kunisaki Clean Center [Charges apply, reservation required]

- Drop-offs: Monday to Friday from 1:30 pm to 4:00 pm (including public holidays)
- Price: 500 JPY for 50 kg or less,  
If the weight exceeds 50 kg, 100 JPY will be added for every 10 kg.

\* Please make a reservation for garbage drop-offs up to one day prior.

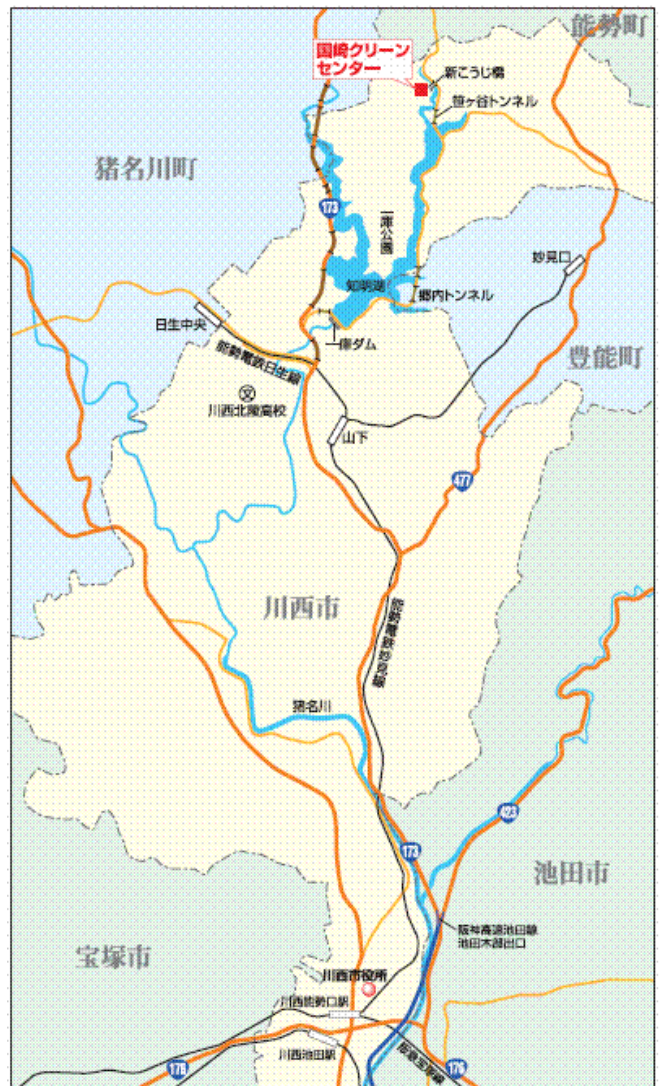
Telephone reservations accepted 9:00 am to 4:00 pm from Monday to Friday (excluding Saturdays, Sundays, national holidays, and year-end/New Year holidays).

\* Online reservations can be made via website of Ina-gawa Joryu Area Waste Disposal Facility Association.

\* Depending on the reservation status, we may not be able to meet your request.

### For booking:

Ina-gawa Joryu Area Garbage Disposal Facility Association  
Kunisaki Clean Center  
Address: 13 Koji, Kunisaki, Kawanishi City  
Phone: 744-7280



(Note) Prices, etc. are as of February 2022 and are subject to change in the future.

## **Irregular Garbage** [Charges apply, bookings essential]

If a large amount of garbage is generated due to moving or pruning plants, please apply for special collection. 10,000 yen up to the equivalent of one 2-ton dump vehicle ★ Please place garbage at a spot where a 2-ton dump vehicle can stop for collection. Pay in cash when collectors arrive.

(Dump truck carrier size) Width 1.5m, Length 3m, Height 1.2m

## **Collection Support** (Garbage pickup service for seniors and the disabled) [Registration required]

The city council provides a garbage pickup service to seniors and disabled people who are unable to take their garbage to a collection site by themselves. This service is available only to people who satisfy all the following conditions:

### **Eligible individuals**

- 65 years old or older and living alone who have difficulty in disposing garbage (level of care required of 2 or higher).
- 65 years old or older and living alone who have difficulty in disposing garbage (physical disability of level 2 or above).
- Households consisting only of people who meet the above requirements
- Individuals who do not meet the above requirements but to whom this service is determined to be necessary

### **Application to register**

Download application form from Kawanishi City website and submit with a copy of long-term care insurance or disability certificate. After receiving the application form, an interview will be held to decide whether applicant is eligible for support.

Eligible individuals need to sign the consent section on the application form.

Kawanishi City Silver Human Resource Center provides a service for carrying garbage from inside to outside of the house (charges apply). Public Interest Corporation Kawanishi City Silver Human Resource Center Phone: 072-758-6234

## **Deceased Domestic Pets** (dogs, cats, etc.) [Charges apply, bookings essential]

Please contact the city council to make a booking in the morning, between Monday and Friday. Collections will be made in the afternoon. Please place them in an appropriate size coffin (e.g., cardboard boxes, etc.).

Pay collectors directly on day of collection.

¥3,600 per adult dog, etc.

¥3,000 per cat, bird, etc.

(Including the funeral hall usage fee)

You can also bring them directly to the Kawanishi City Crematory. Crematory fee: ¥1,800

Kawanishi City Crematory 10-1 Takaozankakinokidani, Yanagitani, Kawanishi City Phone: 072-799-0331

(Attention) Fees listed above are valid as at February 2022 and may be subject to change.

## **Garbage Disposal Rules**

### **① By 8:30 am on collection day**

Garbage negatively affects surroundings if left out from the previous day, so only place at pick up spot by 8:30 am on collection day.

\* Collection times may vary per day due to various circumstances (e.g. garbage volumes, road construction etc.)

Therefore, it may change.

### **② Designated location**

Garbage stations are managed by everyone who uses them; taking turns etc. can be decided to manage duties.

Make sure to place the right garbage in the right place at the right time. Always keep your garbage station clean.

### **③ Separate properly**

Collections of burnable garbage, plastic containers and packaging, PET bottles, non-burnable waste, hazardous waste, bottles, cans, large-sized garbage, and paper and clothing.

Be responsibility for your own garbage and follow the rules and manners!

## **Beautification Promotion Section Contact list**

**TEL 072-744-1124 / FAX 072-744-1221**

\* Open 8:35-16:35